

OT100

WR-10 orthomode transducer




MicroHarmonics

Superior mm-Wave Components

Description

The OMT is a three-port device. It has a square waveguide common mode port (“antenna port” or “A-port”) supporting two orthogonal modes (“H-pol” and “V-pol”) and a pair of rectangular waveguide ports (“H-port” and “V-port”) that each support a single mode.



Mechanical Specifications

Parameter	Description
Flange H-Port and V-Port	WR-10 UG-387/UM
Flange A-Port	0.100” square UG-387/UM
Weight (Oz [g])	TBD
Specification Temp (°C)	22
Operation Temp (°C)	-40 to +85

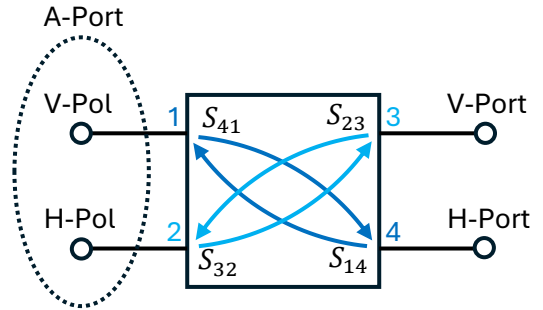
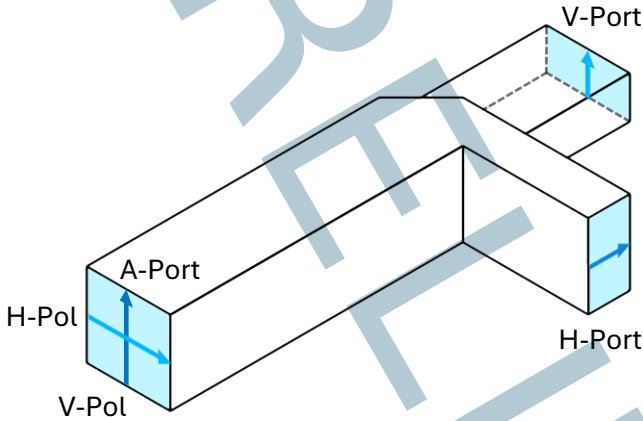
- ◆ Lowest insertion loss
- ◆ High cross-polarization and isolation
- ◆ Anti-cocking waveguide flanges

Electrical Specifications

Parameter	Value	Units
Frequency	75-110	GHz
Insertion Loss H-Port	0.3/TBD	dB, max
Insertion Loss V-Port	0.3/TBD	
Insertion Loss H-Port	0.2/TBD	dB, avg
Insertion Loss V-Port	0.2/TBD	
Cross-Polarization H-Port to A-Port, V-Pol	40/TBD	dB, min
Cross-Polarization V-Port to A-Port, H-Pol	40/TBD	
Isolation H-Port to V-Port	45/TBD	dB, min
Return Loss H-Port	16/TBD	dB, min
Return Loss V-Port	16/TBD	
Return Loss A-Port, H-Pol	16/TBD	
Return Loss A-Port, V-Pol	16/TBD	

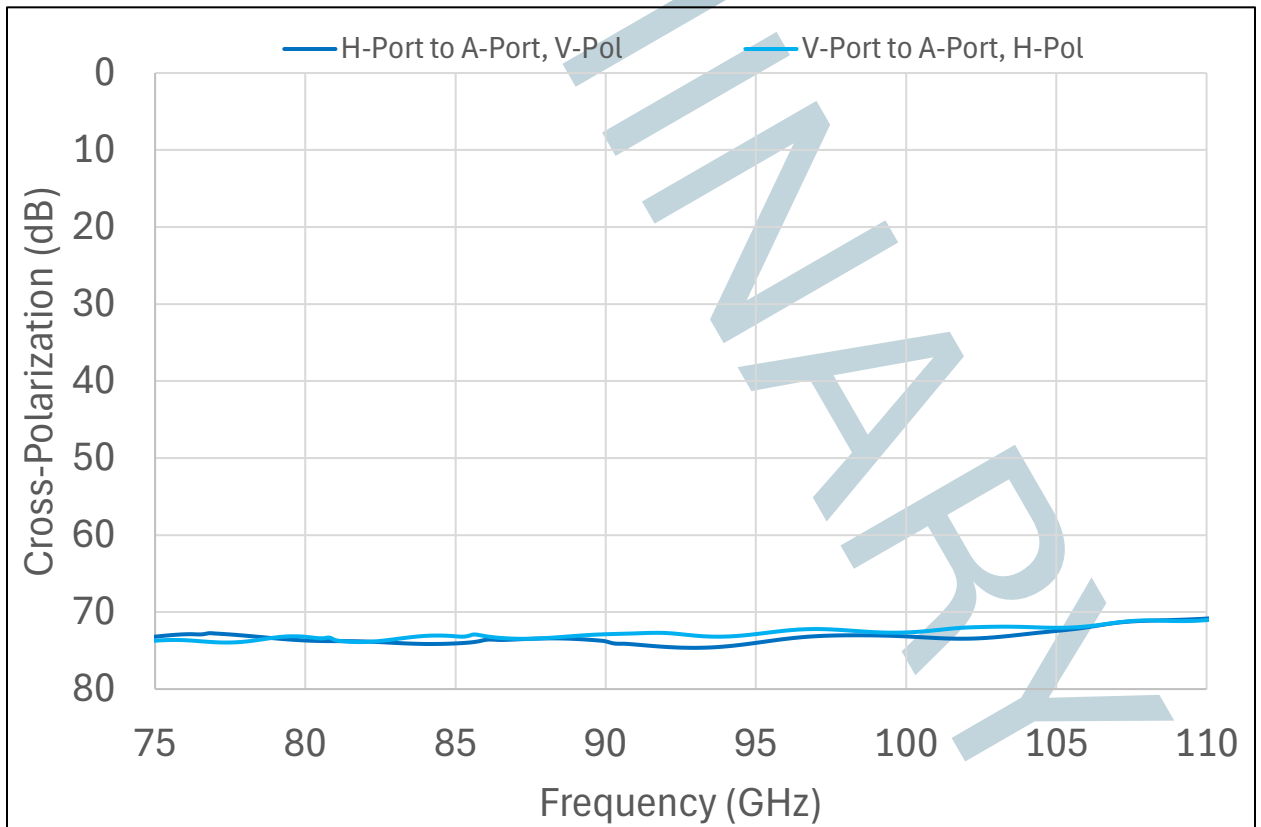


Cross-Polarization



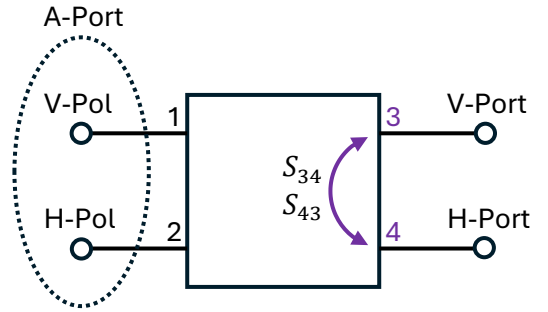
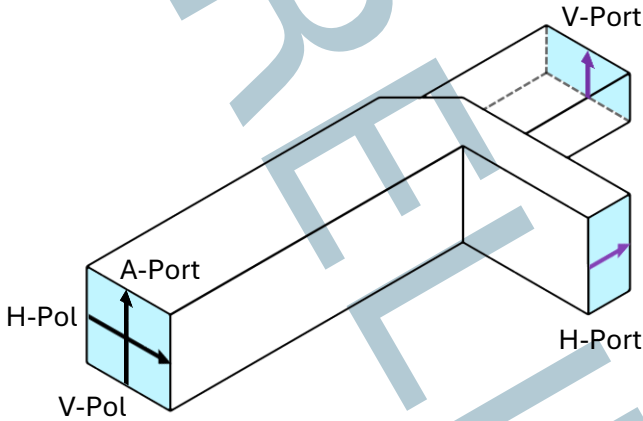
$$\begin{bmatrix} S_{11} & S_{12} & S_{13} & S_{14} \\ S_{21} & S_{22} & S_{23} & S_{24} \\ S_{31} & S_{32} & S_{33} & S_{34} \\ S_{41} & S_{42} & S_{43} & S_{44} \end{bmatrix}$$

Cross-polarization coupling between a rectangular waveguide port and the opposite mode on the common port



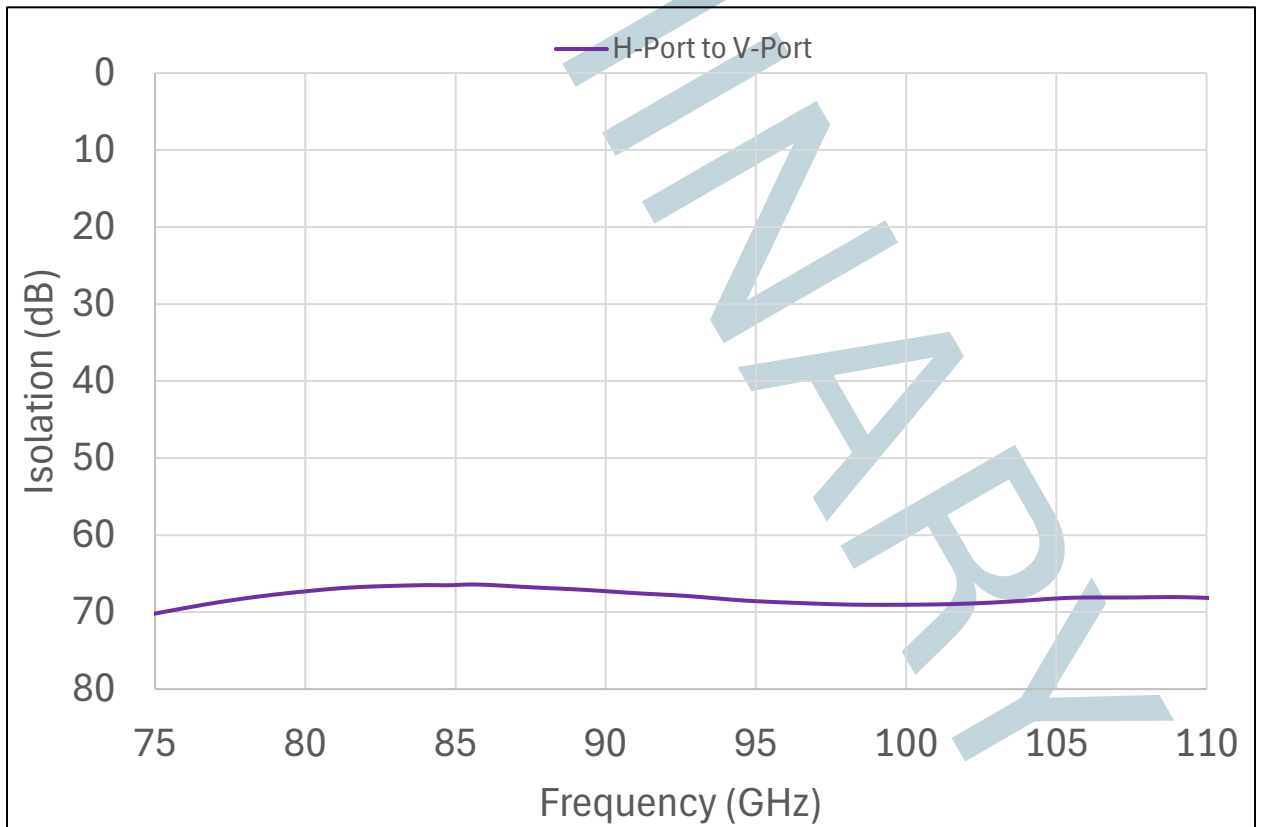


Isolation



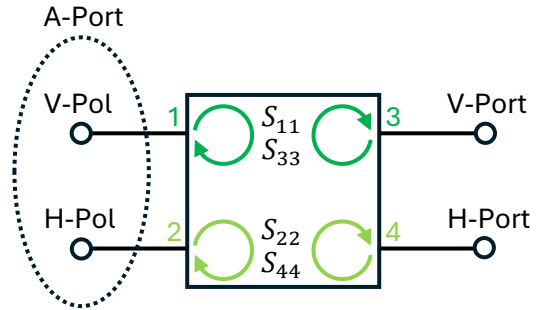
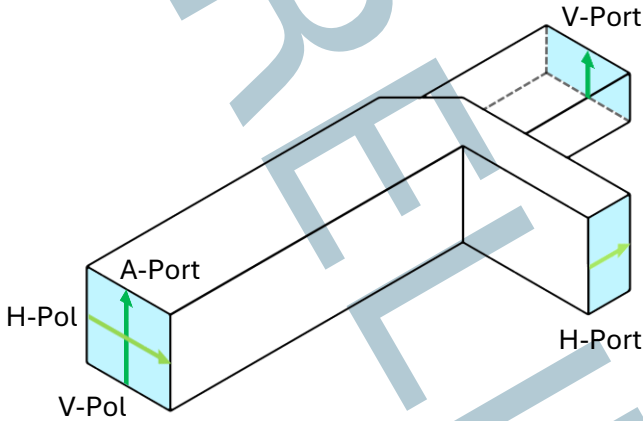
$$\begin{bmatrix} S_{11} & S_{12} & S_{13} & S_{14} \\ S_{21} & S_{22} & S_{23} & S_{24} \\ S_{31} & S_{32} & S_{33} & S_{34} \\ S_{41} & S_{42} & S_{43} & S_{44} \end{bmatrix}$$

Isolation between the two rectangular waveguide ports



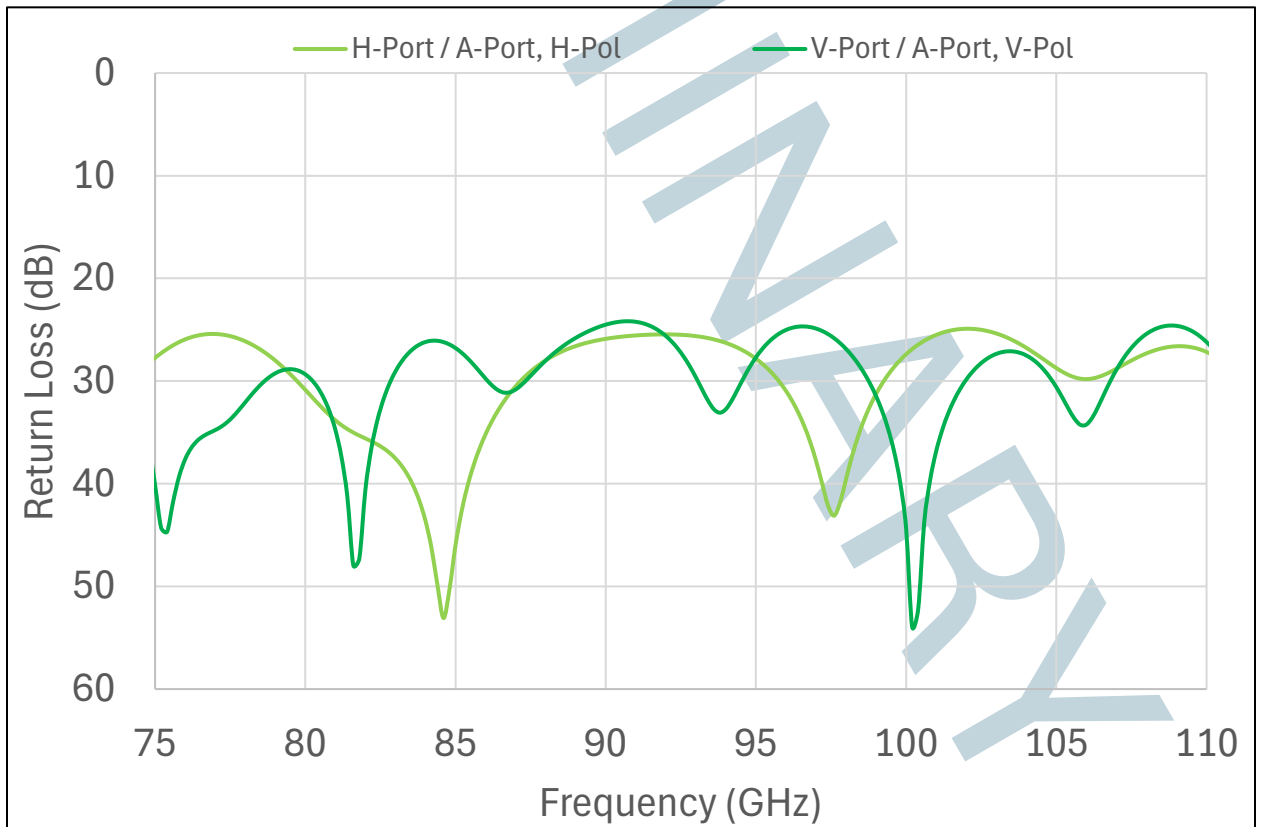


Return Loss



$$\begin{bmatrix}
 S_{11} & S_{12} & S_{13} & S_{14} \\
 S_{21} & S_{22} & S_{23} & S_{24} \\
 S_{31} & S_{32} & S_{33} & S_{34} \\
 S_{41} & S_{42} & S_{43} & S_{44}
 \end{bmatrix}$$

Return loss for each rectangular port and each mode on the common port



OT100

WR-10 orthomode transducer



MicroHarmonics

Superior mm-Wave Components

