

FR280

WR-28 waveguide isolator



MicroHarmonics

Superior mm-Wave Components

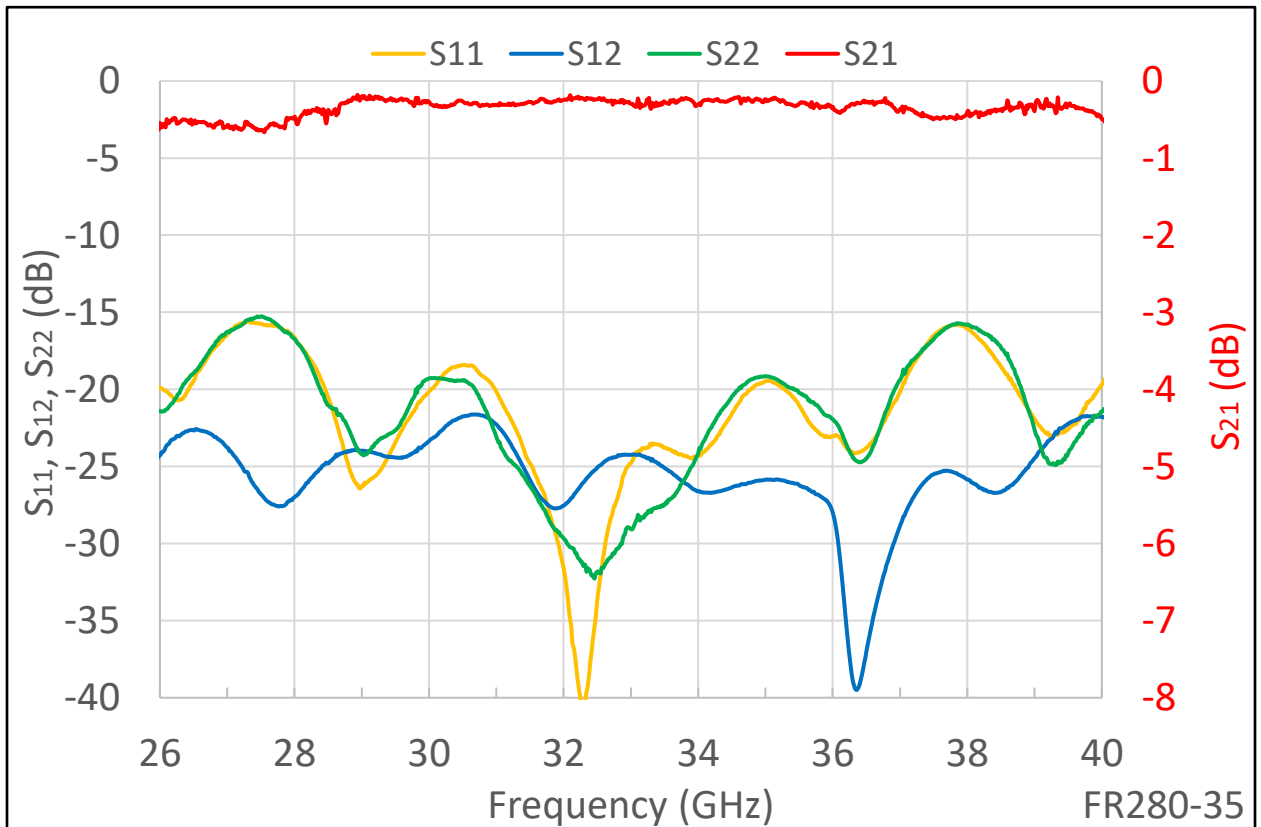
- ◆ Anti-cocking waveguide flanges
- ◆ Comprehensive test data
- ◆ Lowest insertion loss
- ◆ High isolation
- ◆ Compact size
- ◆ Diamond heatsinks
- ◆ Resist stray magnetic fields
- ◆ Internal waveguide screw access



Specifications

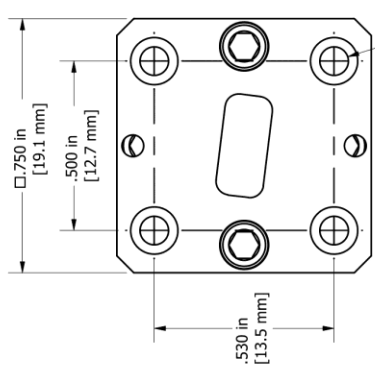
Flange	WR-28 UG-599/U
Frequency (GHz)	26.5-40
Insertion Loss (dB, avg)	0.5
Insertion Loss (dB, max)	1.1
Isolation (dB, typ min)	23
Input RL (dB, typ min)	15
Output RL (dB, typ min)	16
VSWR (typ max)	1.4:1
Max Reverse Power (W)	5.0
Diamond Heatsink	Yes
Weight (Oz [g])	1.03 [29]

Every isolator is tested on a vector network analyzer to verify performance and the test data is provided.

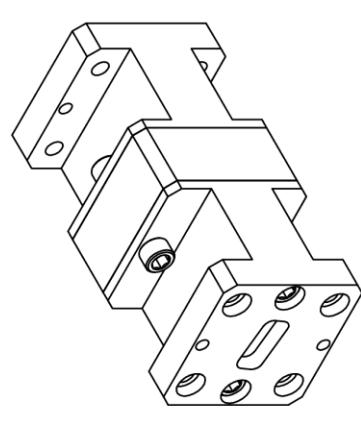
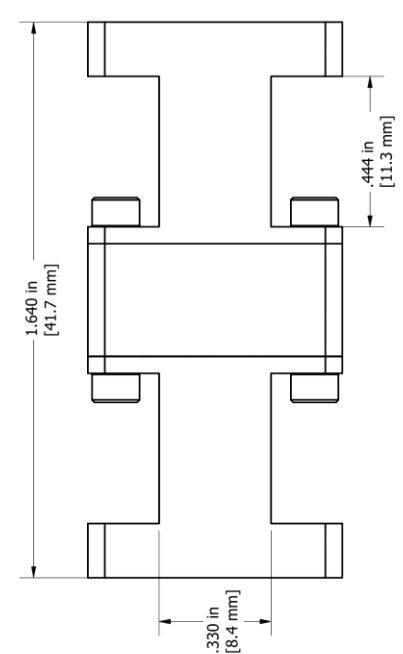


ZONE	REV	DESCRIPTION	DATE	APPROVED
-	-	RELEASE TO CUSTOMER	9/8/23	MK
A	A	UPDATED TEMPLATE, DUAL DIMENSIONS, ADDED WEIGHTS	7/31/2024	SCS

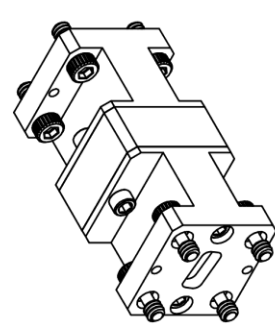
REVISION HISTORY	
3	RELEASE TO CUSTOMER
4	UPDATED TEMPLATE, DUAL DIMENSIONS, ADDED WEIGHTS



MATES WITH UG-599/U FLANGE
 WR-28 WAVEGUIDE



THIS DEVICE ALLOWS FOR INTERNAL WAVEGUIDE SCREW ACCESS AS DEMONSTRATED BELOW



PART NUMBER / DESCRIPTION	
FR280-Dimension Drawing	Micro Harmonics Corporation
PAGE NUMBER 1 of 1	20 S Roanoke St, Ste 202
DRAWN BY: SCS	Fincastle, VA 24090
SIZE: B	ph. 540.473.9983
APPROVAL: JTK - 2/20/2024	fax 844.449.1561
COMPONENT WEIGHT 29.0 GRAMS	REV: A
1.02 OUNCES	