

FR148


WR-15 waveguide isolator



MicroHarmonics

Superior mm-Wave Components

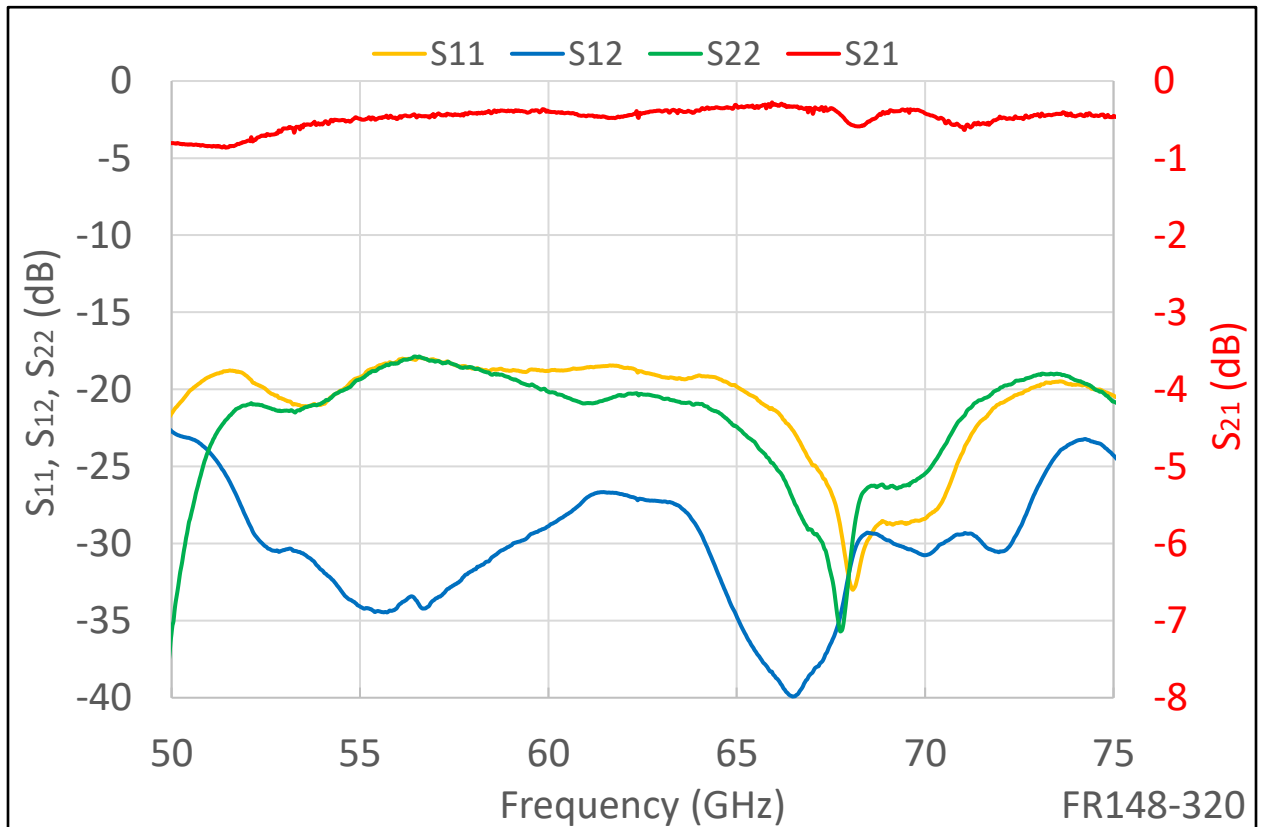
- ◆ Anti-cocking waveguide flanges
- ◆ Comprehensive test data
- ◆ Lowest insertion loss
- ◆ High isolation
- ◆ Compact size
- ◆ Diamond heatsinks
- ◆ Resist stray magnetic fields
- ◆ Internal waveguide screw access



Specifications

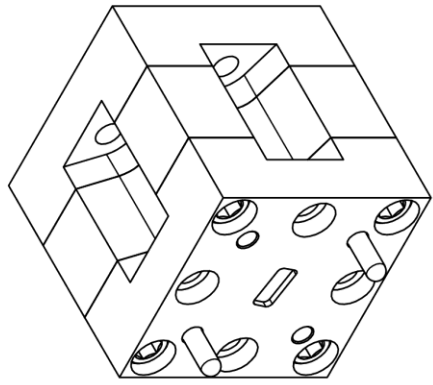
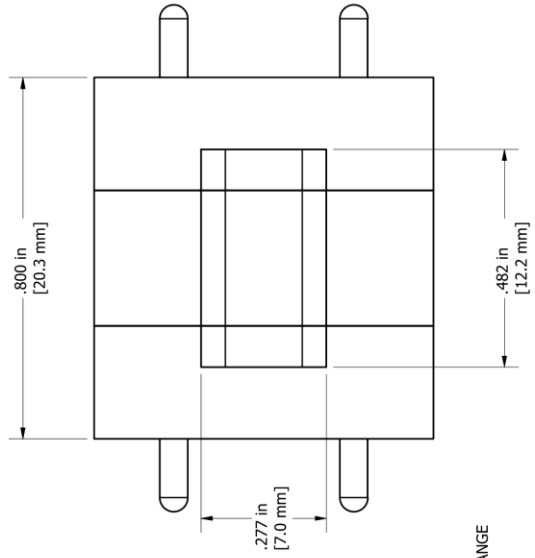
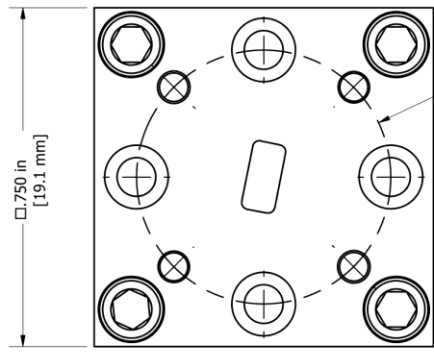
Flange	WR-15 UG-385/U
Frequency (GHz)	50-75
Insertion Loss (dB, avg)	0.6
Insertion Loss (dB, max)	1.8
Isolation (dB, typ min)	22
Input RL (dB, typ min)	16
Output RL (dB, typ min)	18
VSWR (typ max)	1.4:1
Max Reverse Power (W)	3.8
Diamond Heatsink	Yes
Weight (Oz [g])	0.66 [19]

Every isolator is tested on a vector network analyzer to verify performance and the test data is provided.

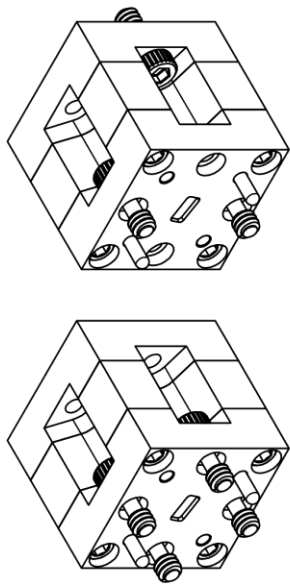


ZONE	REV	DESCRIPTION	DATE	APPROVED
	-	RELEASE TO CUSTOMER	8/24/2023	SCS
	A	EQUIVALENT TO DRAWING FR148M2 Dimension Drawing - Rev - ; SUNSETTING M2 NAMING CONVENTION	11/7/2023	SCS
	B	UPDATED TEMPLATE, DUAL DIMENSIONS, ADDED WEIGHTS	7/31/2024	SCS

REVISION HISTORY	
3	
4	
5	
6	
7	
8	



THIS DEVICE ALLOWS FOR INTERNAL WAVEGUIDE SCREW ACCESS AS DEMONSTRATED BELOW



PART NUMBER - DESCRIPTION	
FR148-Dimension Drawing	
PAGE NUMBER 1 of 1	DRWG. UNITS: INCHES
APPROVAL JTK - 8/25/2023	SIZE: B
	COMPONENT WEIGHT 18.6 GRAMS
	WEIGHT .66 OUNCES

Micro Harmonics Corporation 20 S Roanoke St. Ste 202 Fincastle, VA 24090 ph. 540.473.9983 fax 844.449.1561	
REV: B	