

# FR080

WR-8 waveguide isolator



# MicroHarmonics

Superior mm-Wave Components

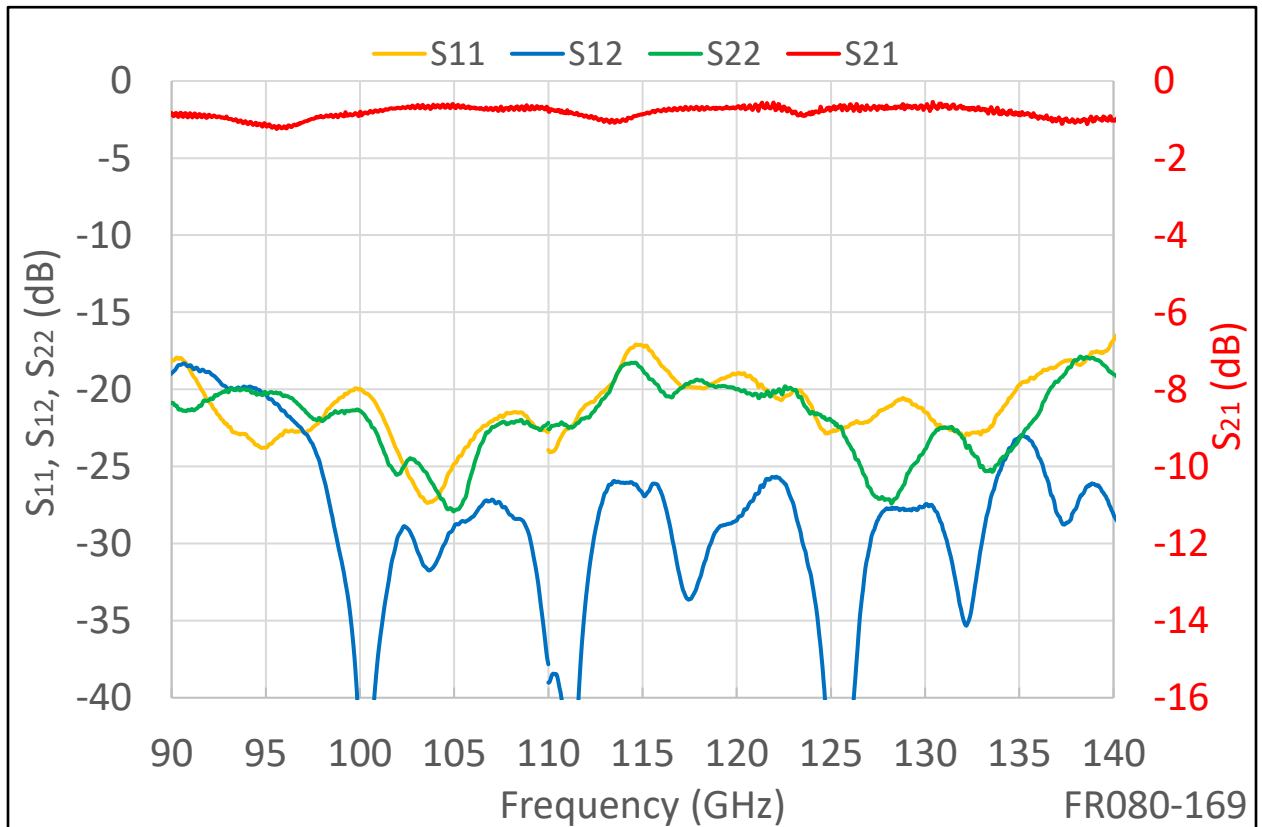
- ◆ Anti-cocking waveguide flanges
- ◆ Comprehensive test data
- ◆ Lowest insertion loss
- ◆ High isolation
- ◆ Compact size
- ◆ Diamond heatsinks
- ◆ Resist stray magnetic fields
- ◆ Internal waveguide screw access



## Specifications

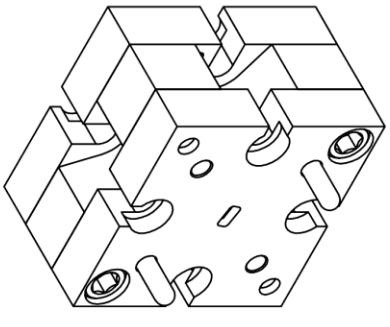
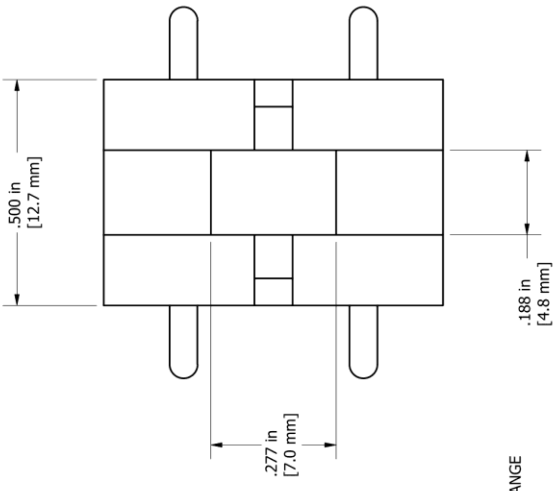
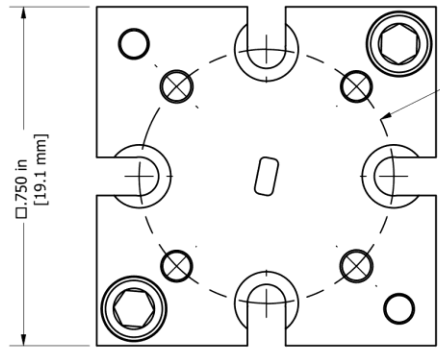
Flange	WR-8 UG-387/UM
Frequency (GHz)	90-140
Insertion Loss (dB, avg)	0.8
Insertion Loss (dB, max)	1.8
Isolation (dB, typ min)	19
Input RL (dB, typ min)	18
Output RL (dB, typ min)	19
VSWR (typ max)	1.3:1
Max Reverse Power (W)	2.4
Diamond Heatsink	Yes
Weight (Oz [g])	0.56 [13]

Every isolator is tested on a vector network analyzer to verify performance and the test data is provided.

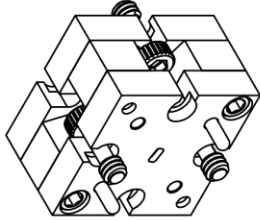
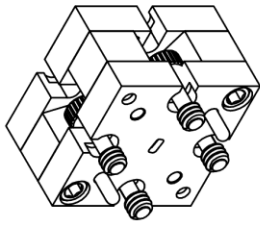


ZONE	REV	DESCRIPTION	DATE	APPROVED
-	-	RELEASE TO CUSTOMER	8/28/23	MK
A		EQUIVALENT TO DRAWING FR80M2 Dimension Drawing - Rev -; SUNSETTING M2 NAMING CONVENTION	10/16/2023	SCS
B		UPDATED TEMPLATE, DUAL DIMENSIONS, ADDED WEIGHTS	7/31/2024	SCS

REVISION HISTORY	
ZONE	DESCRIPTION
A	EQUIVALENT TO DRAWING FR80M2 Dimension Drawing - Rev -; SUNSETTING M2 NAMING CONVENTION
B	UPDATED TEMPLATE, DUAL DIMENSIONS, ADDED WEIGHTS



THIS DEVICE ALLOWS FOR INTERNAL WAVEGUIDE SCREW ACCESS AS DEMONSTRATED BELOW



PART NUMBER - DESCRIPTION	
FR080-Dimension Drawing	Micro Harmonics Corporation
PAGE NUMBER 1 of 1	20 S Roanoke St, Ste 202
DRAWN BY: SCS	Fincastle, VA 24090
SIZE: B	ph. 540.473.9983
DWG. UNITS: INCHES	fax 844.449.1561
APPROVAL: JTK - 10/16/2023	REV: B
COMPONENT WEIGHT	
12.7 GRAMS	
.45 OUNCES	