

FR051

WR-5.1 waveguide isolator



MicroHarmonics

Superior mm-Wave Components

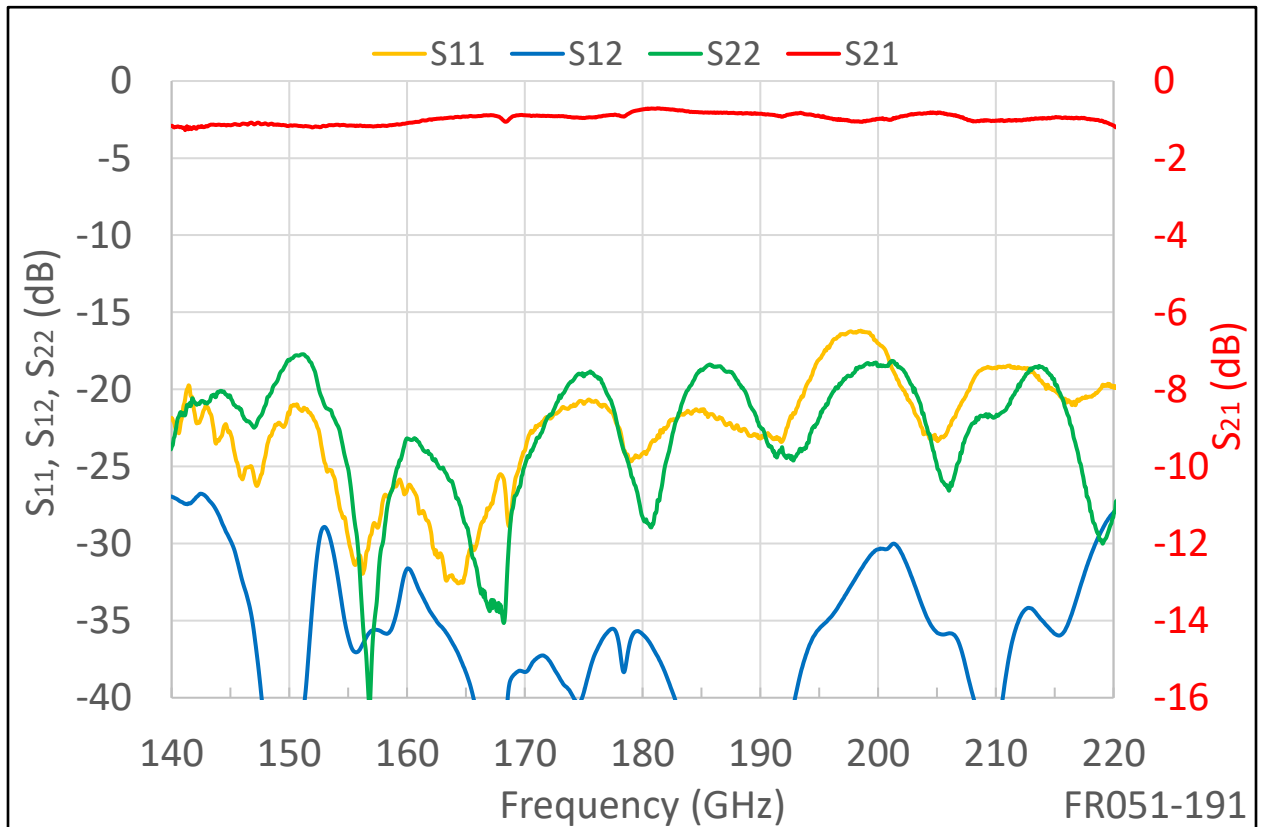
- ◆ Anti-cocking waveguide flanges
- ◆ Comprehensive test data
- ◆ Lowest insertion loss
- ◆ High isolation
- ◆ Compact size
- ◆ Diamond heatsinks
- ◆ Resist stray magnetic fields
- ◆ Internal waveguide screw access



Specifications

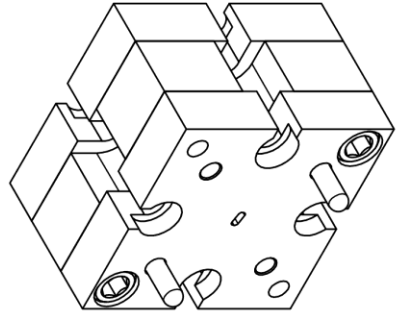
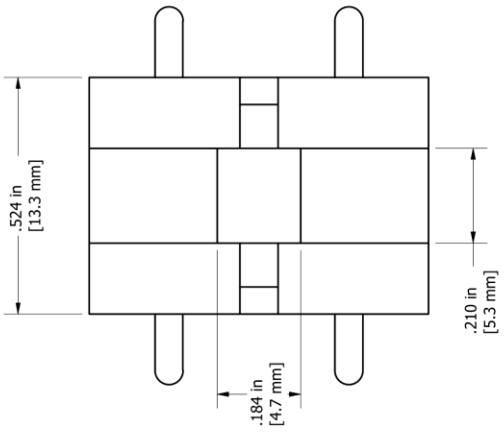
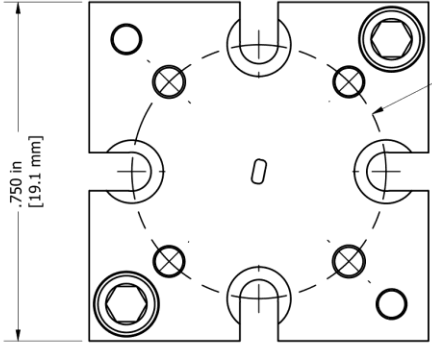
Flange	WR-5.1 UG-387/UM
Frequency (GHz)	140-220
Insertion Loss (dB, avg)	1.0
Insertion Loss (dB, max)	2.5
Isolation (dB, typ min)	22
Input RL (dB, typ min)	17
Output RL (dB, typ min)	18
VSWR (typ max)	1.35:1
Max Reverse Power (W)	1.3
Diamond Heatsink	Yes
Weight (Oz [g])	0.45 [13]

Every isolator is tested on a vector network analyzer to verify performance and the test data is provided.

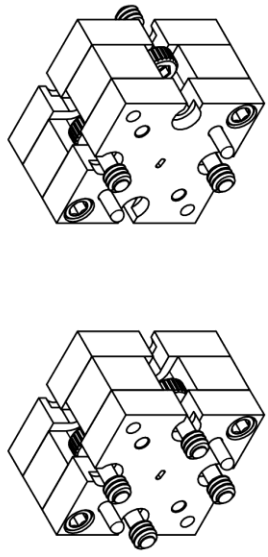


ZONE	REV	DESCRIPTION	DATE	APPROVED
-	A	EQUIVALENT TO DRAWING FR5JM2 Dimension Drawing - Rev -; SUNSETTING M2 NAMING CONVENTION	8/25/2023	SCS
-	B	UPDATED TEMPLATE, DUAL DIMENSIONS, ADDED WEIGHTS	7/31/2024	SCS

REVISION HISTORY	
3	RELEASE TO CUSTOMER
4	EQUIVALENT TO DRAWING FR5JM2 Dimension Drawing - Rev -; SUNSETTING M2 NAMING CONVENTION
5	UPDATED TEMPLATE, DUAL DIMENSIONS, ADDED WEIGHTS



THIS DEVICE ALLOWS FOR INTERNAL WAVEGUIDE SCREW ACCESS AS DEMONSTRATED BELOW



PART NUMBER - DESCRIPTION	
FR051-Dimension Drawing	Micro Harmonics Corporation
PAGE NUMBER 1 of 1	20 S Roanoke St, Ste 202
DRAWN BY: SCS	Fincastle, VA 24090
SIZE: B	ph. 540.473.9983
DWG. UNITS: INCHES	fax 844.449.1561
APPROVAL: JTK - 8/25/2023	REV: B
COMPONENT WEIGHT: 12.6 GRAMS	REVISION: B
WEIGHT: .44 OUNCES	